

Algarve Classic Festival 2017

Autodromo Int. Algarve

Result of IBERIAN HISTORIC ENDURANCE - Race 2
Result of Race 2 - OFICIAL

26 - 29 October 2017
Autodromo Internacional Algarve - 4652 mtr.


Pos	Nbr	Name / Entrant	Car	Cls	PIC	Gap	Diff	Best Laptime Km/h	Best Lap	Race Time Km/h
1	237	Walker-Griffiths-Adams(UK) Walker-Griffiths-Adams (UK)	Ford GT40	I-GTP 6	1	-- 18 laps --		2:09.183 129.66	18	40:58.361 122.64
2	110	Michiel Campagne(NL) Michiel Campagne(NL)	Chevrolet Corvette Grand Sport	I-GTP 6	2	28.468	28.468	2:09.288 129.56	14	41:26.829 121.24
3	13	Nolte-Stippler(DE) Nolte-Stippler(DE)	Ford GT40	I-GTP 6	3	30.070	1.602	2:04.385 134.67	16	41:28.431 121.16
4	125	Daniel Gibson (GB) Daniel Gibson (GB)	Cobra Daytona	H-1965	1	33.408	3.338	2:09.858 128.99	4	41:31.769 121.00
5	81	Silva-Gomes(PT) Silva-Gomes (PT)	Ford Escort RS 1600	H-1971	1	1:22.109	48.701	2:11.793 127.10	4	42:20.470 118.68
6	76	Haddon-Martin(UK) Haddon-Martin(UK)	AC Cobra	H-1965	2	1:45.901	23.792	2:12.140 126.76	12	42:44.262 117.57
7	19	Tice-Conoley (UK) Tice-Conoley (UK)	Marcos 1800	H-1965	3	1:53.423	7.522	2:15.228 123.87	5	42:51.784 117.23
8	16	Francisco Albuquerque (PT) Francisco Albuquerque (PT)	Lotus Elan	H-1965	4	-- 17 laps --	24.392	2:15.263 123.84	4	40:58.719 115.81
9	46	Jos Stevens (NL) Jos Stevens (NL)	Lotus Elan 26R	H-1965	5	3.013	3.013	2:17.414 121.90	7	41:01.732 115.67
10	179	Rui Ribeiro (PT) Rui Ribeiro (PT)	Ford Escort RS 2000	H-1976	1	5.141	2.128	2:15.395 123.71	4	41:03.860 115.57
11	192	Thomas-Lockie(UK) Thomas-Lockie(UK)	Ford Falcon	H-1965	6	15.547	10.406	2:17.141 122.14	11	41:14.266 115.08
12	150	Alexandre Guimaraes (PT) Alexandre Guimaraes (PT)	LOTUS ELAN	H-1971	2	28.917	13.370	2:16.676 122.56	10	41:27.636 114.46
13	14	João Mira Gomes(PT) João Mira Gomes(PT)	Lotus Seven	I-GTP 6	4	42.277	13.360	2:18.315 121.10	7	41:40.996 113.85
14	89	Frits Campagne(NL) Frits Campagne(NL)	Ford Falcon	H-1965	7	55.713	13.436	2:20.971 118.82	4	41:54.432 113.24
15	201	Dutoya-F Dutoya(FR) Dutoya-F Dutoya(FR)	Ginetta G4R	I-GTP 6	5	1:35.843	40.130	2:20.124 119.54	14	42:34.562 111.46
16	233	Hugo Guimaraes (PT) Hugo Guimaraes (PT)	PORSCHE 911 RS 3.0	H-1976	2	1:44.186	8.343	2:13.431 125.54	4	42:42.905 111.10
17	258	Boel-Rubbio (NL) Boel-Rubbio (NL)	ISO Grifo A3C	H-1965	8	1:48.360	4.174	2:20.014 119.63	9	42:47.079 110.92
18	170	Paulo Sousa (PT) Paulo Sousa (PT)	Saab Sonett III	H-1976	3	1:51.773	3.413	2:20.820 118.95	13	42:50.492 110.77
19	123	Marcel van Laarhoven (NL) Marcel van Laarhoven (NL)	Ford Mustang Shelby 350 GT	H-1965	9	1:59.025	7.252	2:23.914 116.39	13	42:57.744 110.46

Fastest time: 2:04.385 in lap 16 by nbr. 13: Nolte-Stippler ()

Publication-time

Results: <https://livetiming.raceresults.nu/autodromodoalgarve>

Timekeeping by :

Clerk of the Course	Steward	Timekeeper  Miguel C. Calado Gloria
---------------------	---------	---

Algarve Classic Festival 2017

Autodromo Int. Algarve

Result of IBERIAN HISTORIC ENDURANCE - Race 2
Result of Race 2 - OFICIAL

26 - 29 October 2017
Autodromo Internacional Algarve - 4652 mtr.


Pos	Nbr	Name / Entrant	Car	Cls	PIC	Gap	Diff	Best Laptime Km/h	Best Lap	Race Time Km/h
20	106	Javier Ortega (ESP) Javier Ortega (ESP)	Jaguar E-Type 3.8	H-1965	10	2:24.690	25.665	2:23.073 117.08	14	43:23.409 109.37
21	121	Rayment-Wheeler(UK) Rayment-Wheeler(UK)	MG B	H-1965	11	2:44.282	19.592	2:21.544 118.34	11	43:43.001 108.56
22	57	Brizado-Cardoso Brizado-Cardoso	Porsche 911 ST	H-1976	4	-- 16 laps --		2:22.133 117.85	16	40:57.236 109.06
23	131	Bonny-Renavand(FR) Bonny-Renavand(FR)	BMW2002 Ti	H-1971	3	17.395	17.395	2:20.762 119.00	8	41:14.631 108.30
24	25	António Torres da Silva (PT) António Torres da Silva (PT)	Porsche 911 SWB	H-1965	12	1:07.987	50.592	2:23.086 117.06	7	42:05.223 106.13
25	159	Vaz-Soares (PT) Vaz-Soares (PT)	Datsun 510/1600 SSS	H-1971	4	1:21.339	13.352	2:24.177 116.18	7	42:18.575 105.57
26	103	Luis Sousa Ribeiro (PT) Luis Sousa Ribeiro (PT)	Ford Cortina Lotus	H-1965	13	1:29.181	7.842	2:25.535 115.09	6	42:26.417 105.24
27	44	Carvalhosa-daI Maso (PT) Carvalhosa-daI Maso (PT)	Porsche 911-S SWB	H-1971	5	2:04.553	35.372	2:24.575 115.86	16	43:01.789 103.80
28	206	Parsons-Birchenhough (UK) Parsons-Birchenhough (UK)	Moris Mini Cooper 'S'	H-1965	14	2:05.614	1.061	2:26.061 114.68	12	43:02.850 103.76
29	203	David Daniels (FR) David Daniels (FR)	Austin Healey 3000	H-1965	15	-- 15 laps --	50.761	2:35.182 107.94	13	41:27.357 101.01
30	101	Bart Uiterwaal (NL) Bart Uiterwaal (NL)	Ford Mustang MK1	H-1965	16	1:15.334	1:15.334	2:36.477 107.05	4	42:42.691 98.04
31	116	Tourneur Vicent (FR) Tourneur Vicent (FR)	Porsche 356	H-1965	17	-- 14 laps --	1:09.025	2:43.665 102.35	8	41:07.916 95.02
32	82	Fernandes-Jorge Fernandes (PT) Fernandes-Jorge Fernandes (PT)	Opel GT	H-1971	6	1:00.557	1:00.557	2:14.857 124.21	12	42:08.473 92.74
33	117	DaI Maso-Carvalhosa (PT) DaI Maso-Carvalhosa (PT)	Jaguar MK2	H-1965	18	2:32.937	1:32.380	2:34.003 108.77	4	43:40.853 89.47
34	109	Perivier-Lambert (FR) Perivier-Lambert (FR)	Porsche	GTS-10	1	-- 13 laps --	55.074	2:52.768 96.95	11	41:41.038 87.06
35	47	Bob Stevens (NL) Bob Stevens (NL)	Lotus Elan 26R	H-1965	19	-- 12 laps --	3:00.953	2:15.073 124.01	6	41:44.976 80.24
36	231	Mezard-Bonfillon (FR) Mezard-Bonfillon (FR)	Alfa Romeo 1750 Veloce	H-1971	7	1:55.040	1:55.040	2:44.263 101.97	6	43:40.016 76.71
37	60	Bastos Rezende-Pais do Amaral (PT) Bastos Rezende-Pais do Amaral (PT)	Porsche 911 3.0 RS	H-1976	5	-- 6 laps --		2:11.774 127.11	4	13:49.813 121.11
38	147	Jorge Guimaraes (PT) Jorge Guimaraes (PT)	Volvo 121	H-1971	8	4:06.151	4:06.151	2:40.783 104.18	3	17:55.964 93.40

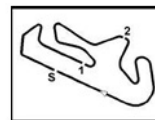
Fastest time: 2:04.385 in lap 16 by nbr. 13: Nolte-Stippler ()

Publication-time

Results: <https://livetiming.raceresults.nu/autodromodoalgarve>

Timekeeping by :

Clerk of the Course	Steward	Timekeeper  Miguel C. Calado Gloria
---------------------	---------	---



Algarve Classic Festival 2017

Autodromo Int. Algarve

Result of IBERIAN HISTORIC ENDURANCE - Race 2
Result of Race 2 - OFICIAL

26 - 29 October 2017
Autodromo Internacional Algarve - 4652 mtr.

Pos	Nbr	Name / Entrant	Car	Cls	PIC	Gap	Diff	Best Laptime Km/h	Best Lap	Race Time Km/h
39	100	Pires-Raposo Magalhães(PT) Pires-Raposo Magalhães (PT)	Shelby Mustang	H-1965	20	-- 5 laps --		2:22.897 117.22	2	12:44.134 109.60
40	137	Freitas-Ribeiro(PT) Freitas-Ribeiro(PT)	Ferrari 308 GT4	H-1976	6	-- 4 laps --	4.135	2:24.596 115.84	4	9:53.532 112.88
41	167	Dod-Dod(UK) Dod-Dod(UK)	TVR Griffith 400	H-1965	21	36.109	36.109	2:19.678 119.92	2	10:29.641 106.41
42	105	Filipe Nogueira(PT) Filipe Nogueira(PT)	Ford Escort RS 2000	H-1976	7	-- 3 laps --	19.099	2:28.139 113.07	2	7:45.989 107.83
43	97	Wilson-Pittard(UK) Wilson-Pittard(UK)	Lotus Elan	H-1965	22	-- 2 laps --		2:21.001 118.80	2	4:49.409 115.75
44	158	Pinto-Pinto(PT) Pinto-Pinto(PT)	BMW2002 Ti	H-C	1	49.271	49.271	2:31.370 110.66	1	5:38.680 98.91

Cars N. 25; 106; 110; 117; 121; 159; 231 and 258 - 30s penalty - Stew ards decisons
Car N. 82 - 40s penalty - Stew ards decision

Fastest time: 2:04.385 in lap 16 by nbr. 13: Nolte-Stipler ()

Publication-time

Results: <https://livetiming.raceresults.nu/autodromodalgarve>

Timekeeping by :

Clerk of the Course

Steward

Timekeeper

Miguel C. Calado Gloria